



## Electronic level relay HRH - 5 for level monitoring, using 2 or 3 electrodes 1 SPDT

Standard relay for level monitoring with 1 and 2 threshold values, infinitely variable limit values, 1 SPDT and isolating transformer according to VDE 0550.

Function: The electrodes are connected to the relay. Should the tank be made of a conductive material, it can be used as a third electrode (For connection see wiring diagram).

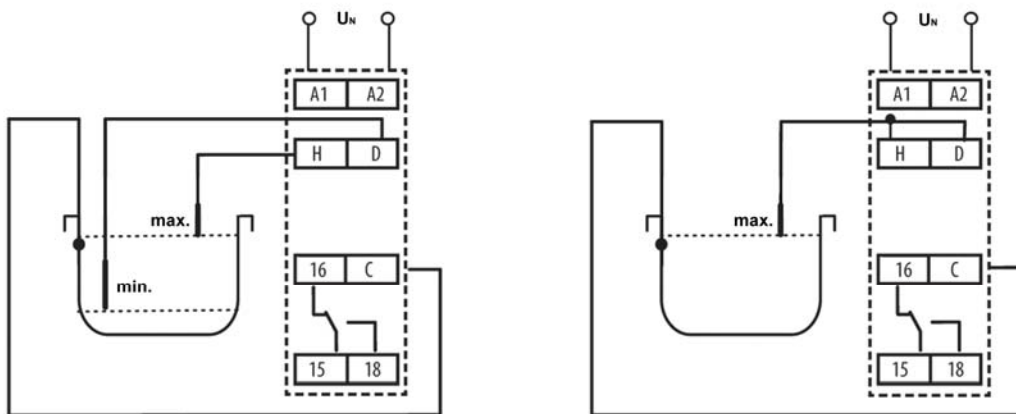
AC current is used in order to avoid polarisation, electrolysis and undesired oxidation of the electrodes.

To minimize false relay switching (e.g. pollution of the probes, humidity ...), the switching sensitivity can be adjusted to the conductivity of the respective media.



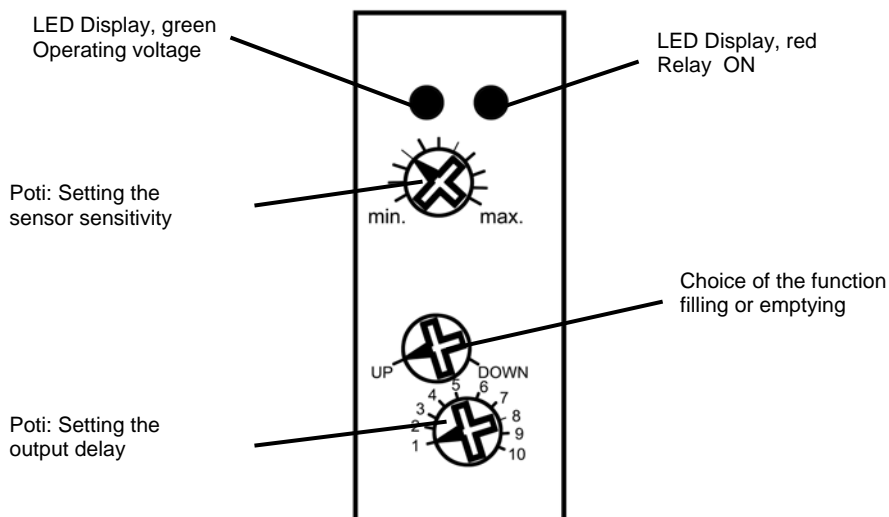
**The connection, commissioning and maintenance of the electronic level relay must be under the guidance of appropriate personnel. Please note that for the construction and commissioning of electrical equipment relevant prevailing standards.**

### Wiring Diagram HRH-5 (Sample with a conducting tank)



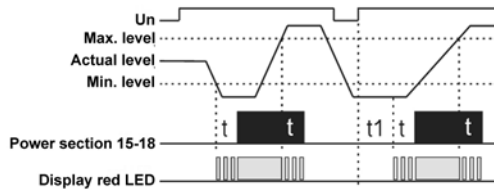
Monitoring of 2 levels, min. / max.

Monitoring of 1 level

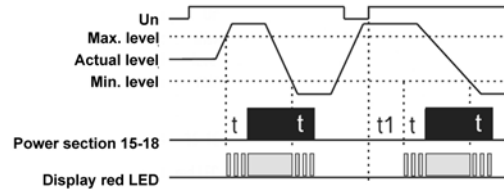


## Functional sequence HRH-5

for filling



for emptying



## Technical data HRH-5

Technical operating data	
Permissible operating voltage range	-15 % +10 %
Operating voltage influence at ± 10% operating voltage fluctuation	< 0.1 %
Duty factor ED	100 %
Permissible ambient temperature	-20°C up to +55 °C

Technical operating data	
Permissible storing temperature	-30°C up to +70 °C
Clearance and creepage distances	VDE 0110
Working position	any position
Power consumption	max. 2,5 VA

Enclosure	
Material	RABS flameproof, UL-approved
Mounting	snap on 35 mm DIN-rail connector acc. to EN 50 035
Degree of Protection	IP 40
Shock protection	acc. to VBG 4
Connection Box	Box-type terminals
Max. cross-section with cable end sleeves	max, 1 x 4, 2 x 2,5 mm <sup>2</sup> max, 1 x 2,5, 2 x 1,5 mm <sup>2</sup>

Output contacts	
Material	RABS flameproof, UL-approved
Mounting	snap on 35 mm DIN-rail connector acc. to EN 50 035
Degree of Protection	IP 40
Shock protection	acc. to VBG 4
Connection Box	Box-type terminals
Max. cross-section with cable end sleeves	max, 1 x 4, 2 x 2,5 mm <sup>2</sup> max, 1 x 2,5, 2 x 1,5 mm <sup>2</sup>



Condor Pressure Control GmbH

Warendorfer Straße 47 – 51  
D-59320 Ennigerloh

Phone: +49 (0) 25 87 / 89 - 0  
Telefax: +49 (0) 25 87 / 89 - 140

info@condor-cpc.com  
www.condor-cpc.com